
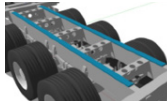





LOWBED TRAILERS



A platform trailer with a lower deck height, that allows the trailer to carry bigger loads and heavy equipment such as tractors, bulldozers and excavators.

COMPONENTS		STEEL GRADES
Longitudinal beam (Web)		Strenx [®] 700 and 960, 6–15 mm
Longitudinal beam (Flange)		Strenx [®] 700 and 960, 10–30 mm
Chassis cross beam		Strenx [®] 700 and 960, 5–12 mm Hollow Sections, 8–10 mm
Kingpin assembly		Strenx [®] 700 and 960, 10–25 mm
Rear underrun protection device		Strenx [®] 700 and 960, 3–5 mm